

Report No.:

Test Time: 2022/11/29 17:13

Luminaire Property

Luminaire Manufacturer: Acolyte

Luminaire Category: Neon Contour

Luminaire Description: Neon Contour RGB-Green only

Lamp Catalog: NLC3.0RGB-Green only

Luminous Length (mm): 1000

Luminous Height (mm): 17

Current: 0.147 A

Power Factor: 1.000

Number of Lamps: 1

Luminous Width (mm): 08

Voltage: 24.0 V

Power: 3.53 W

Photometric Results

CIE Class: Semi-Direct

Measurement Flux: 122.8 lm

Downward Ratio: 78%

Horizontal Diffuse Angle(10%,50%): H162.2,H106.9

Vertical Diffuse Angle(10%,50%): V305.8,V188

Luminaire Efficacy Rating (LER): 35

Max. Intensity: 24.5 cd

Total Rated Lamp Lumens: 122.8 lm


Efficiency: 100%

Upward Ratio: 22%

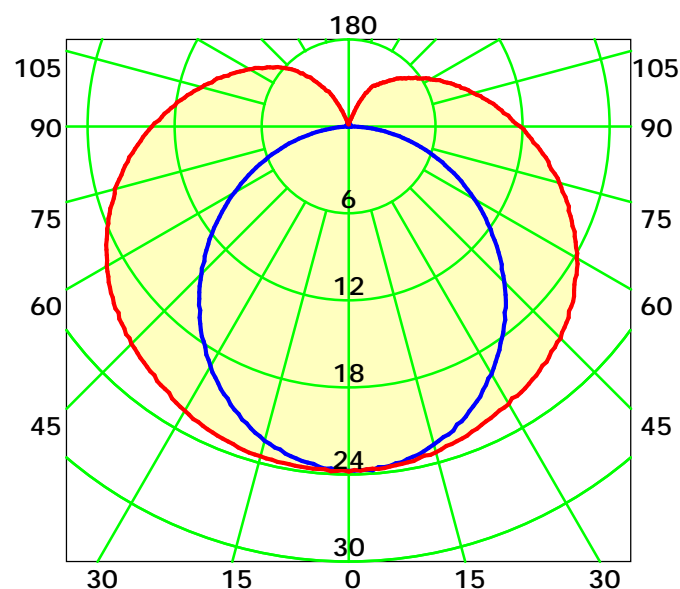
Central Intensity: 24.43 cd

Pos of Max. Intensity: H150 V2

Picture Of Luminaire



Luminous Intensity Distribution Curve



Average Diffuse Angle(50%): 147.4° Unit: cd

— C0-C180 — C90-C270

C Plane (°):0.0-360.0: 30.0

Test Lab:

Test Type: TYPE C

Temperature: 25

Operator: Jacky

Gamma Plane (°):0.0-180.0: 1.0

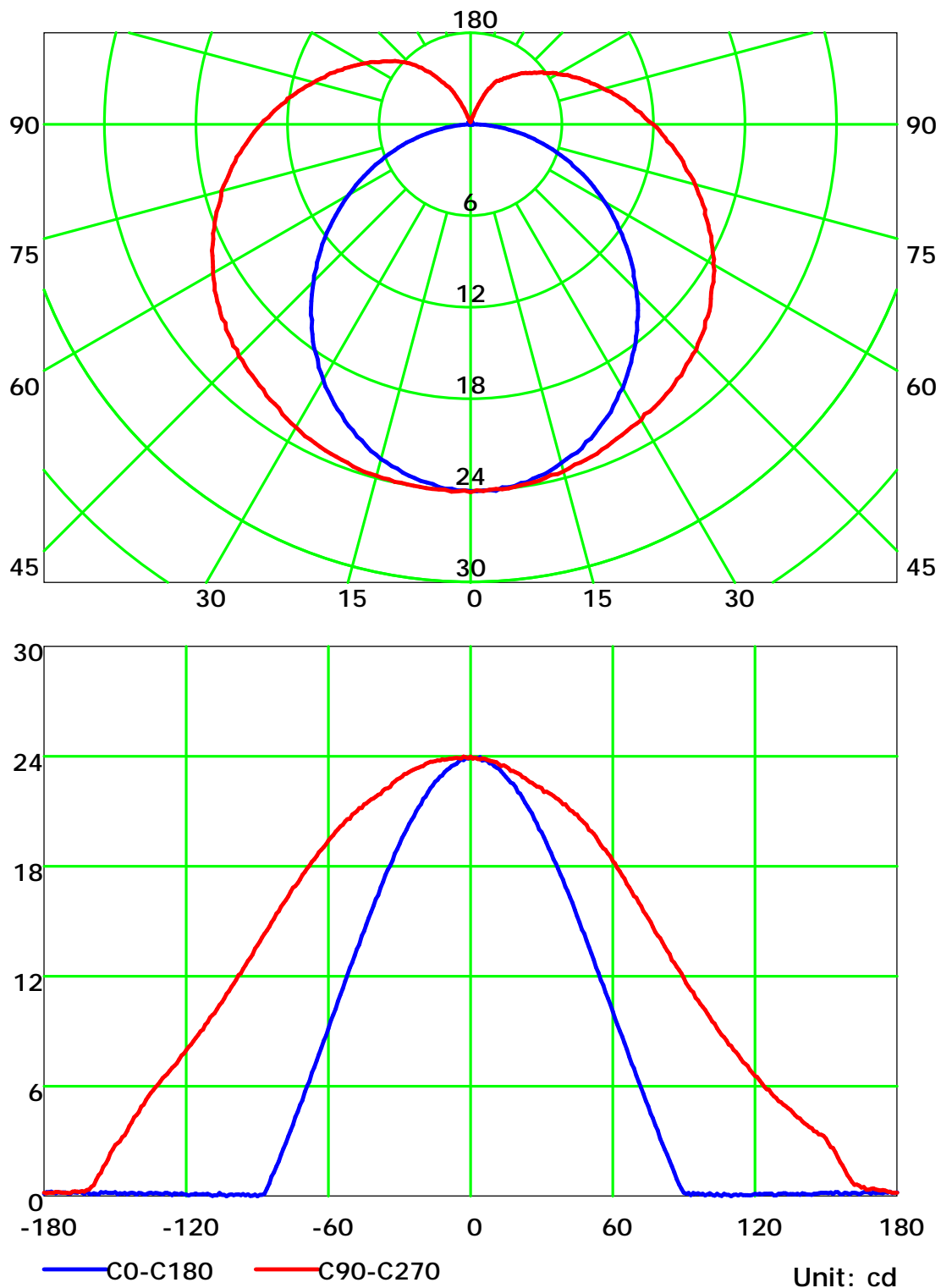
Test Device: GPM-1800B

Distance: 9.028 m

Humidity: 60%

Inspector:

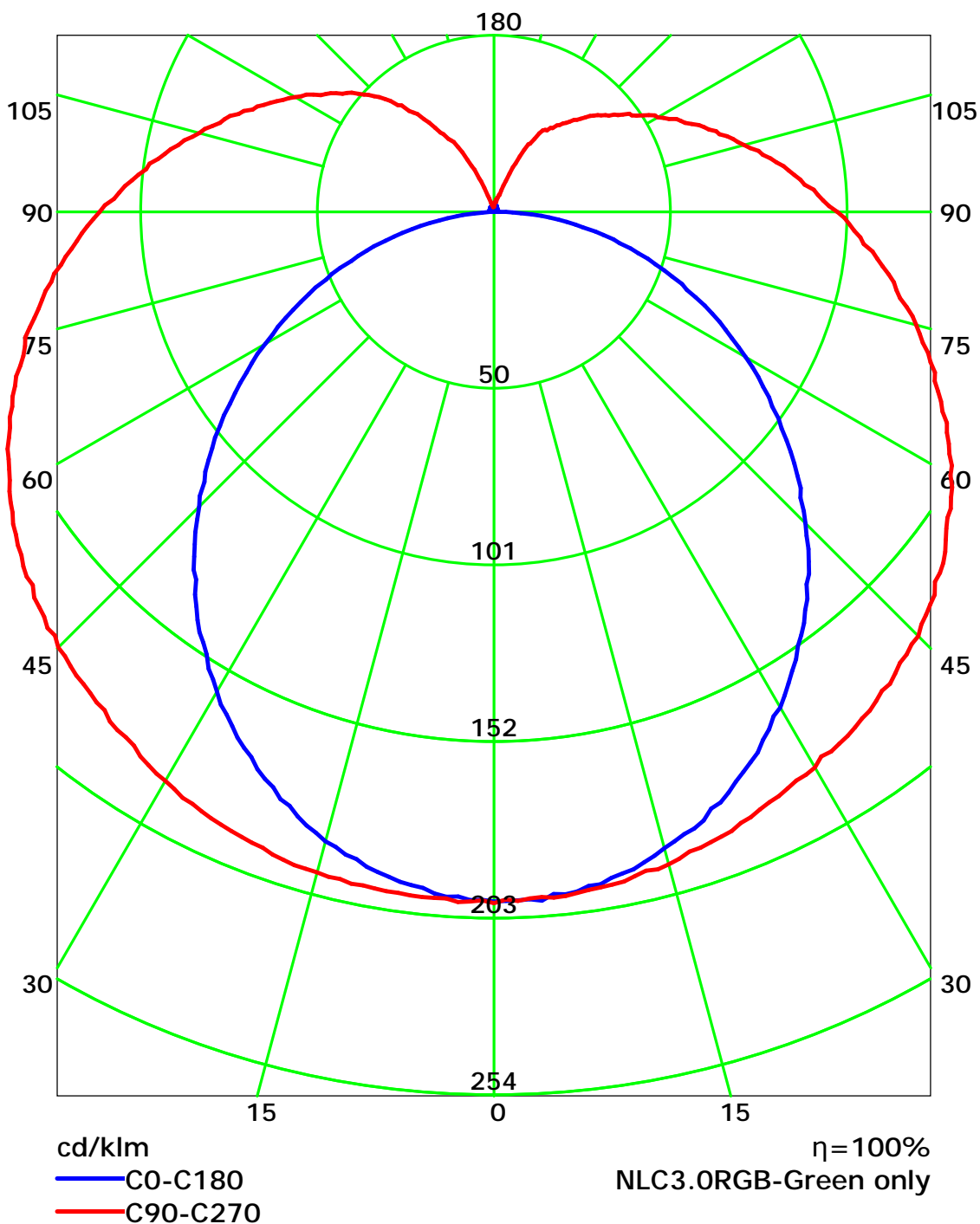
Luminous Intensity Distribution Curve



C Plane (°): 0.0-360.0: 30.0
Test Lab:
Test Type: TYPE C
Temperature: 25
Operator: Jacky

Gamma Plane (°): 0.0-180.0: 1.0
Test Device: GPM-1800B
Distance: 9.028 m
Humidity: 60%
Inspector:

Luminous Intensity Distribution Curve(cd/klm)



C Plane (°):0.0-360.0: 30.0
Test Lab:
Test Type: TYPE C
Temperature: 25
Operator: Jacky

Gamma Plane (°):0.0-180.0:1.0
Test Device: GPM-1800B
Distance: 9.028 m
Humidity: 60%
Inspector:

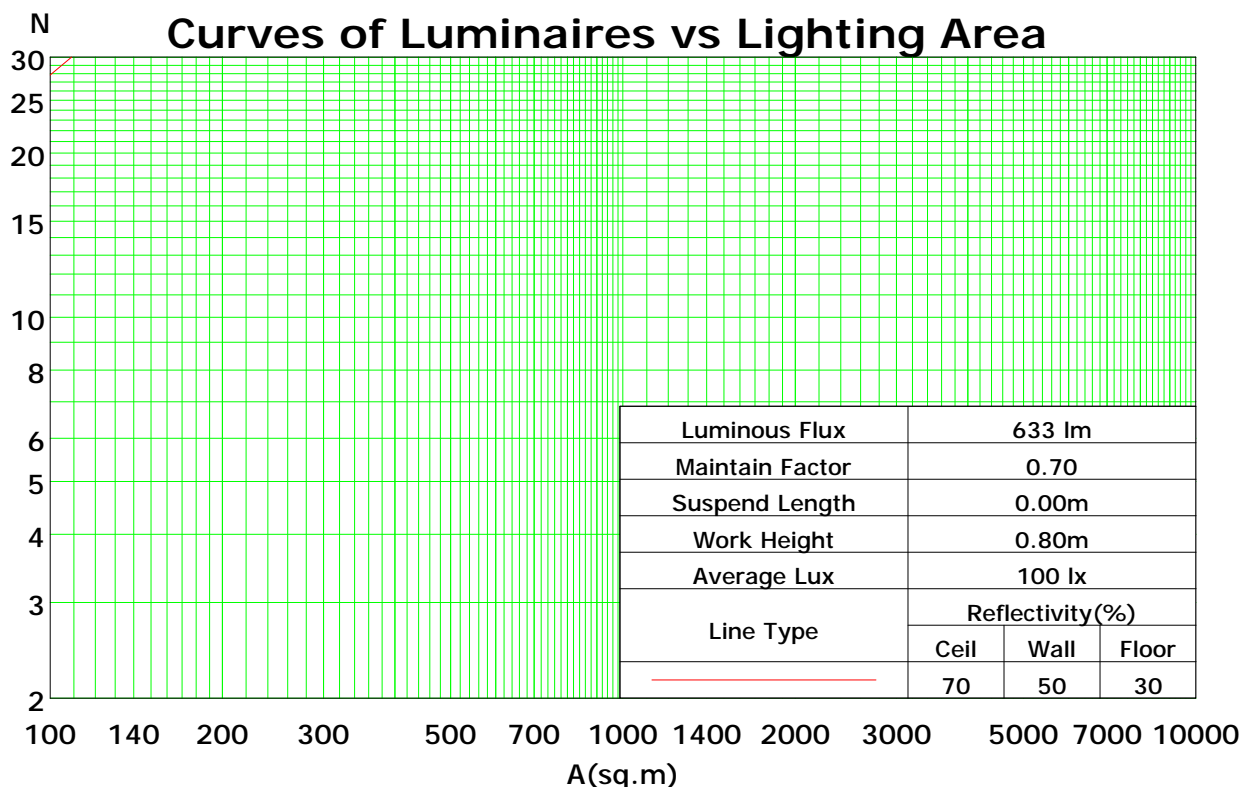
Coefficients Of Utilization - Zonal Cavity Method

RC	0.8	0.8	0.8	0.8	0.7	0.7	0.7	0.7	0.5	0.5	0.5	0.3	0.3	0.3	0.1	0.1	0.1	0
RW	0.7	0.5	0.3	0.1	0.7	0.5	0.3	0.1	0.5	0.3	0.1	0.5	0.3	0.1	0.5	0.3	0.1	0
RCR	RF = 0.2																	
0	114	114	114	114	109	109	109	109	99	99	99	90	90	90	82	82	82	78
1	100	94	89	84	95	90	85	81	82	78	74	74	71	68	67	64	62	58
2	90	81	73	66	85	77	70	63	70	64	59	63	58	54	57	53	50	46
3	81	70	61	53	77	66	58	52	60	53	48	55	49	44	49	45	41	38
4	74	61	52	44	70	58	50	43	53	46	40	48	42	37	43	38	34	31
5	68	54	45	38	64	52	43	36	47	40	34	43	37	32	39	34	29	27
6	62	48	39	32	59	46	38	31	42	35	29	39	32	27	35	30	26	23
7	58	44	35	28	55	42	33	27	38	31	26	35	29	24	32	27	22	20
8	54	40	31	25	51	38	30	24	35	28	23	32	26	21	29	24	20	18
9	50	36	28	22	47	35	27	22	32	25	20	29	23	19	27	22	18	16
10	47	33	25	20	44	32	24	19	30	23	18	27	21	17	25	20	16	14

Spacing Criteria (0-180): 1.22

Spacing Criteria (90-270): 1.41

Spacing Criteria (Diagonal): 1.46



C Plane (°):0.0-360.0: 30.0

Test Lab:

Test Type: TYPE C

Temperature: 25

Operator: Jacky

Gamma Plane (°):0.0-180.0: 1.0

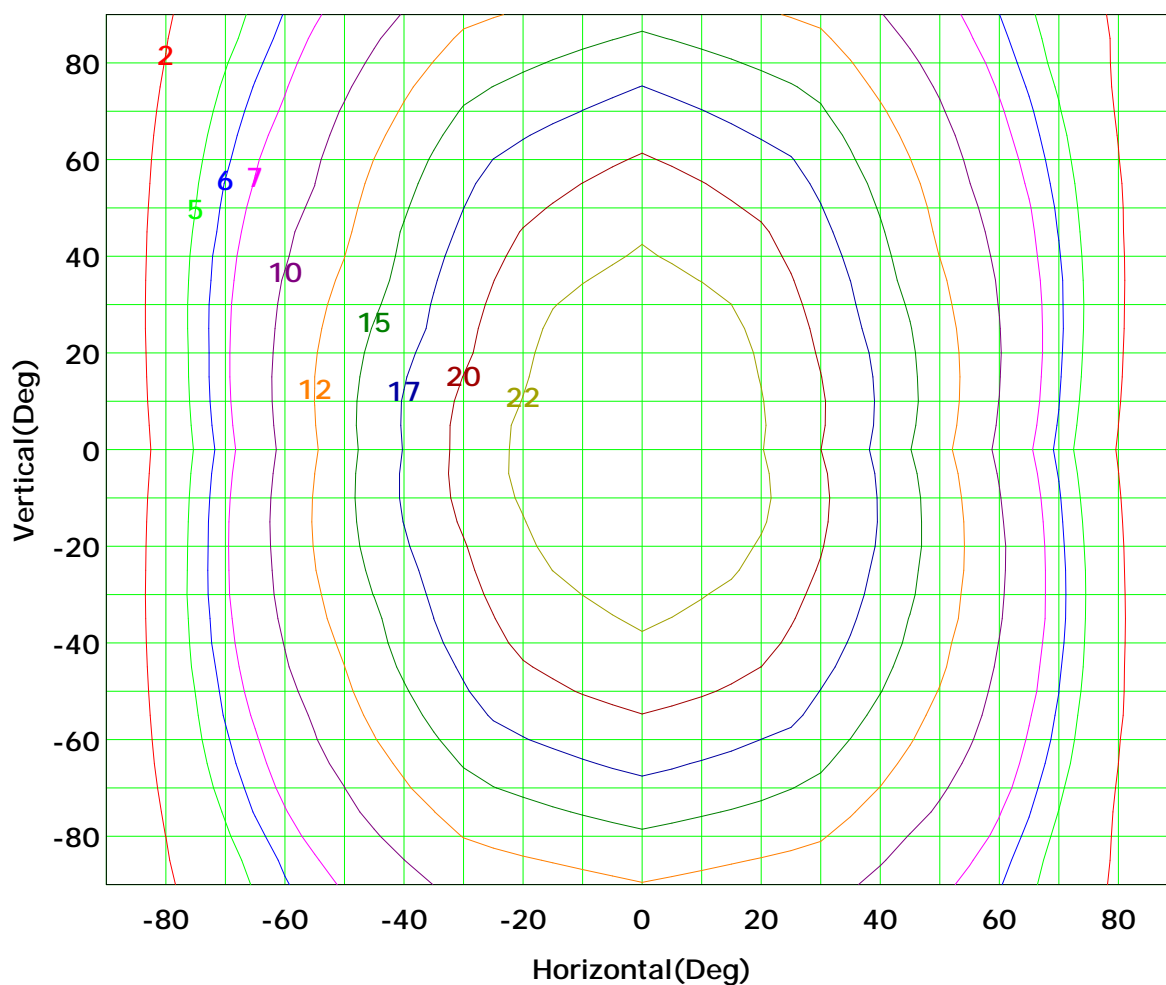
Test Device: GPM-1800B

Distance: 9.028 m

Humidity: 60%

Inspector:

Isocandela (rectangle)



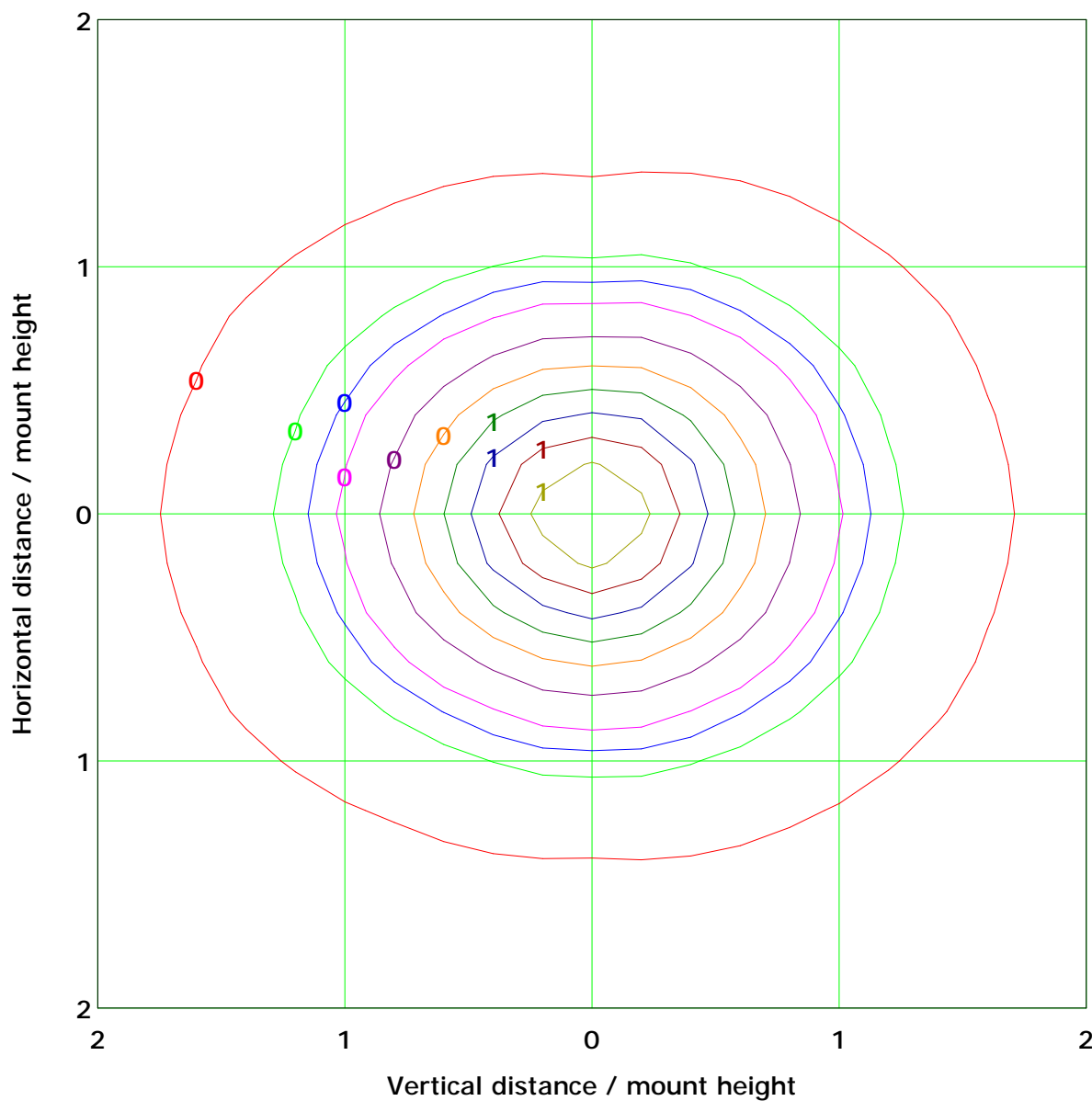
Imax (100%): 25 cd

(10%):	2 cd	(20%):	5 cd
(25%):	6 cd	(30%):	7 cd
(40%):	10 cd	(50%):	12 cd
(60%):	15 cd	(70%):	17 cd
(80%):	20 cd	(90%):	22 cd

C Plane (°):0.0-360.0: 30.0
Test Lab:
Test Type: TYPE C
Temperature: 25
Operator: Jacky

Gamma Plane (°):0.0-180.0:1.0
Test Device: GPM-1800B
Distance: 9.028 m
Humidity: 60%
Inspector:

IsoLux Plot



Mounting Height: 5.0m Max Lux(100%): 1.0 lx

(10%): 0.1 lx	(20%): 0.2 lx
(25%): 0.2 lx	(30%): 0.3 lx
(40%): 0.4 lx	(50%): 0.5 lx
(60%): 0.6 lx	(70%): 0.7 lx
(80%): 0.8 lx	(90%): 0.9 lx

C Plane (°):0.0-360.0: 30.0
Test Lab:
Test Type: TYPE C
Temperature: 25
Operator: Jacky

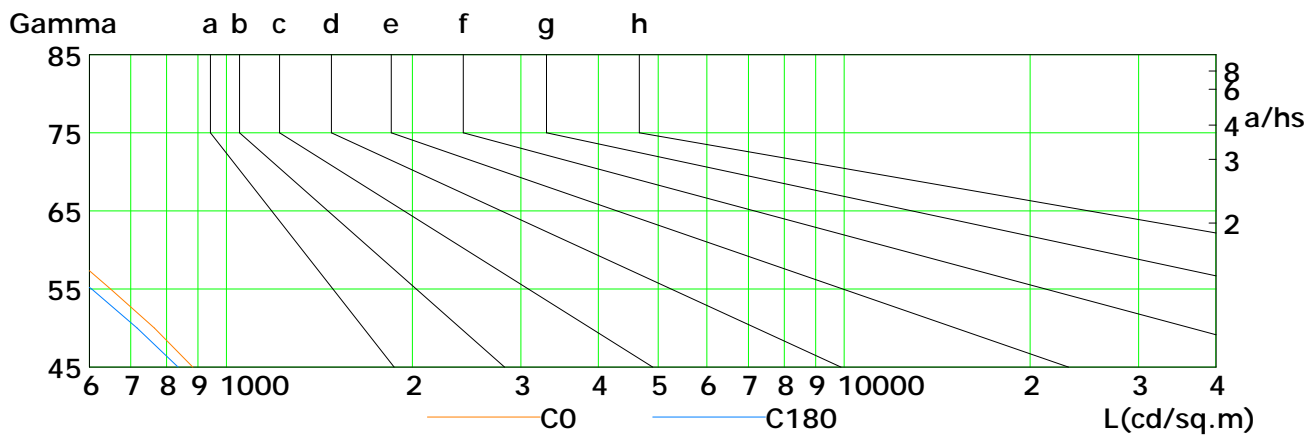
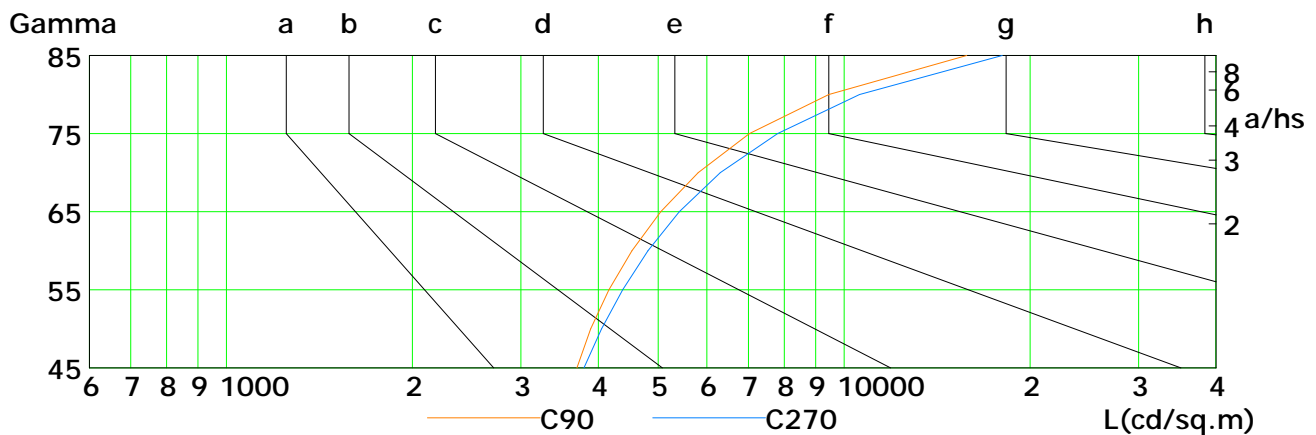
Gamma Plane (°):0.0-180.0:1.0
Test Device: GPM-1800B
Distance: 9.028 m
Humidity: 60%
Inspector:



Lum Limit Curve

Dazzle	Quality	Illuminance (lx)							
1.15	A	2000	1000	500	<=300				
1.50	B		2000	1000	500	<=300			
1.85	C			2000	1000	500	<=300		
2.20	D				2000	1000	500	<=300	
2.55	E					2000	1000	500	<=300

a b c d e f g h

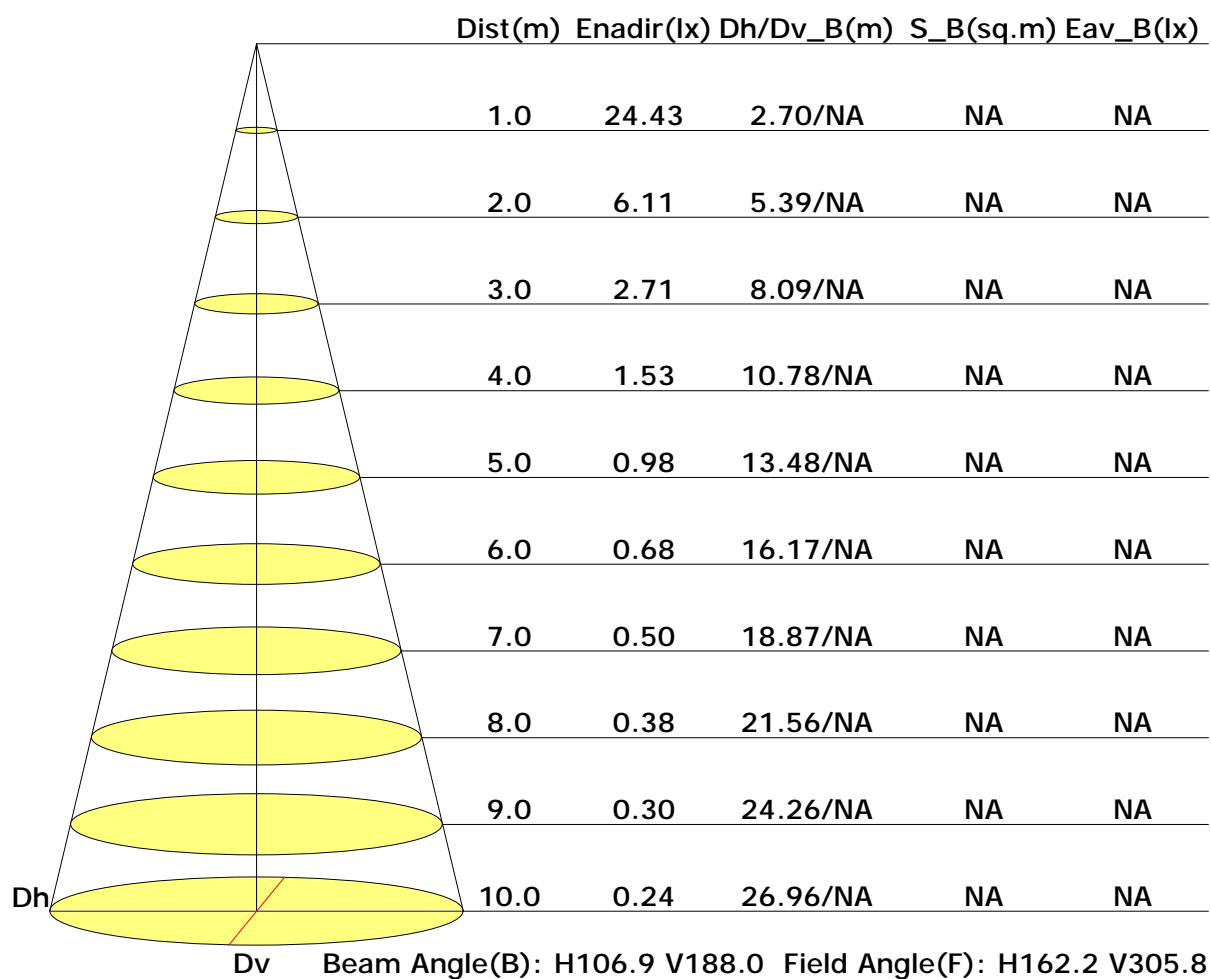


L(cd/sq.m)	G45	G50	G55	G60	G65	G70	G75	G80	G85
C0	883	765	650	550	455	359	271	177	95
C90	3695	3888	4162	4534	5051	5807	7030	9448	15791
C180	836	717	605	499	402	311	215	127	40
C270	3795	4052	4383	4813	5411	6306	7807	10590	18037

C Plane (°):0.0-360.0: 30.0
Test Lab:
Test Type: TYPE C
Temperature: 25
Operator: Jacky

Gamma Plane (°):0.0-180.0:1.0
Test Device: GPM-1800B
Distance: 9.028 m
Humidity: 60%
Inspector:

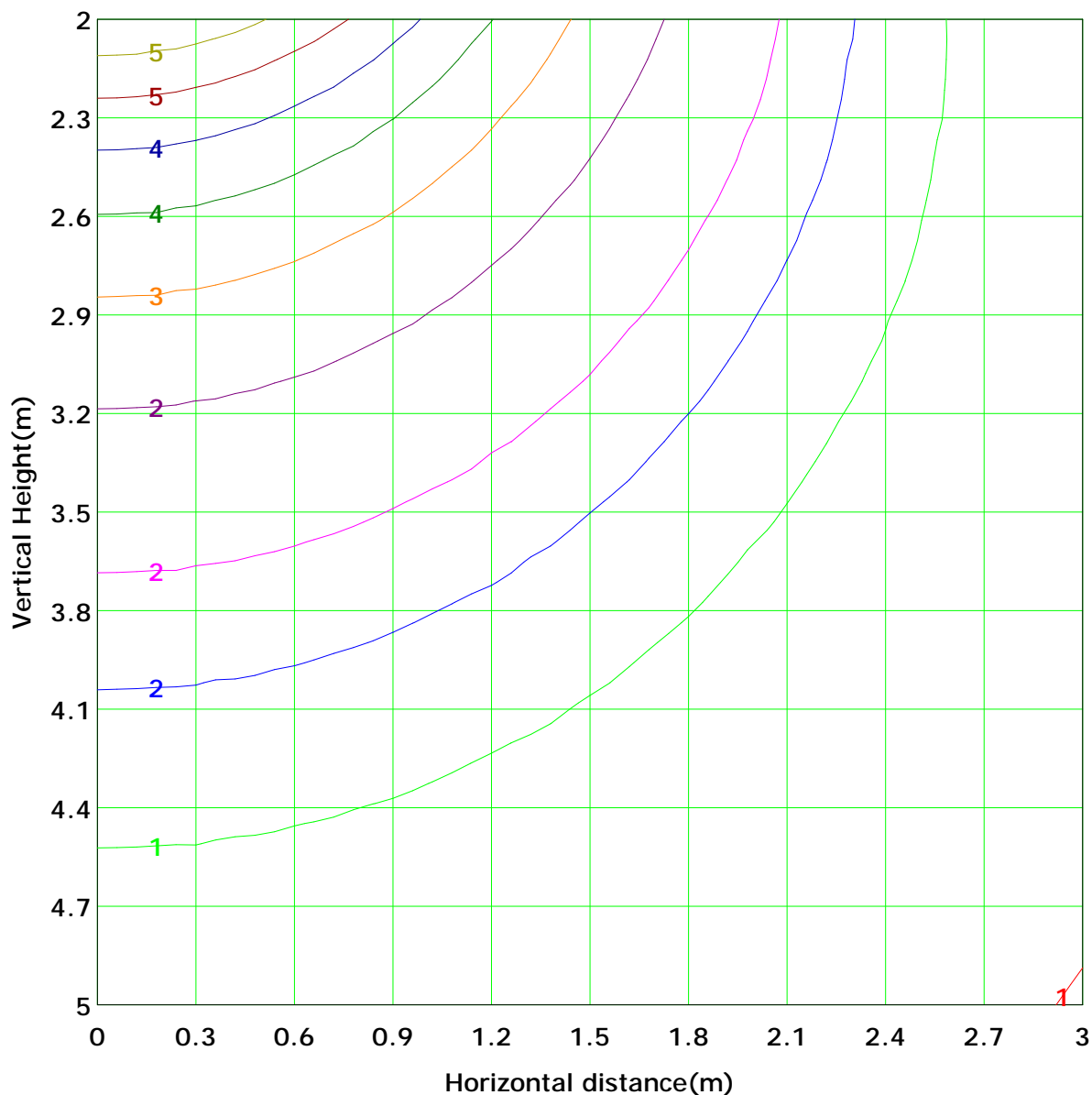
Illuminance at a Distance



C Plane (°):0.0-360.0: 30.0
Test Lab:
Test Type: TYPE C
Temperature: 25
Operator: Jacky

Gamma Plane (°):0.0-180.0:1.0
Test Device: GPM-1800B
Distance: 9.028 m
Humidity: 60%
Inspector:

Vertical IsoLux Plot



Lowest(m): 2.0m	Highest(m): 5.0m	Max Lux: 6.1 lx
(10%): 0.6 lx	(20%): 1.2 lx	
(25%): 1.5 lx	(30%): 1.8 lx	
(40%): 2.4 lx	(50%): 3.1 lx	
(60%): 3.7 lx	(70%): 4.3 lx	
(80%): 4.9 lx	(90%): 5.5 lx	

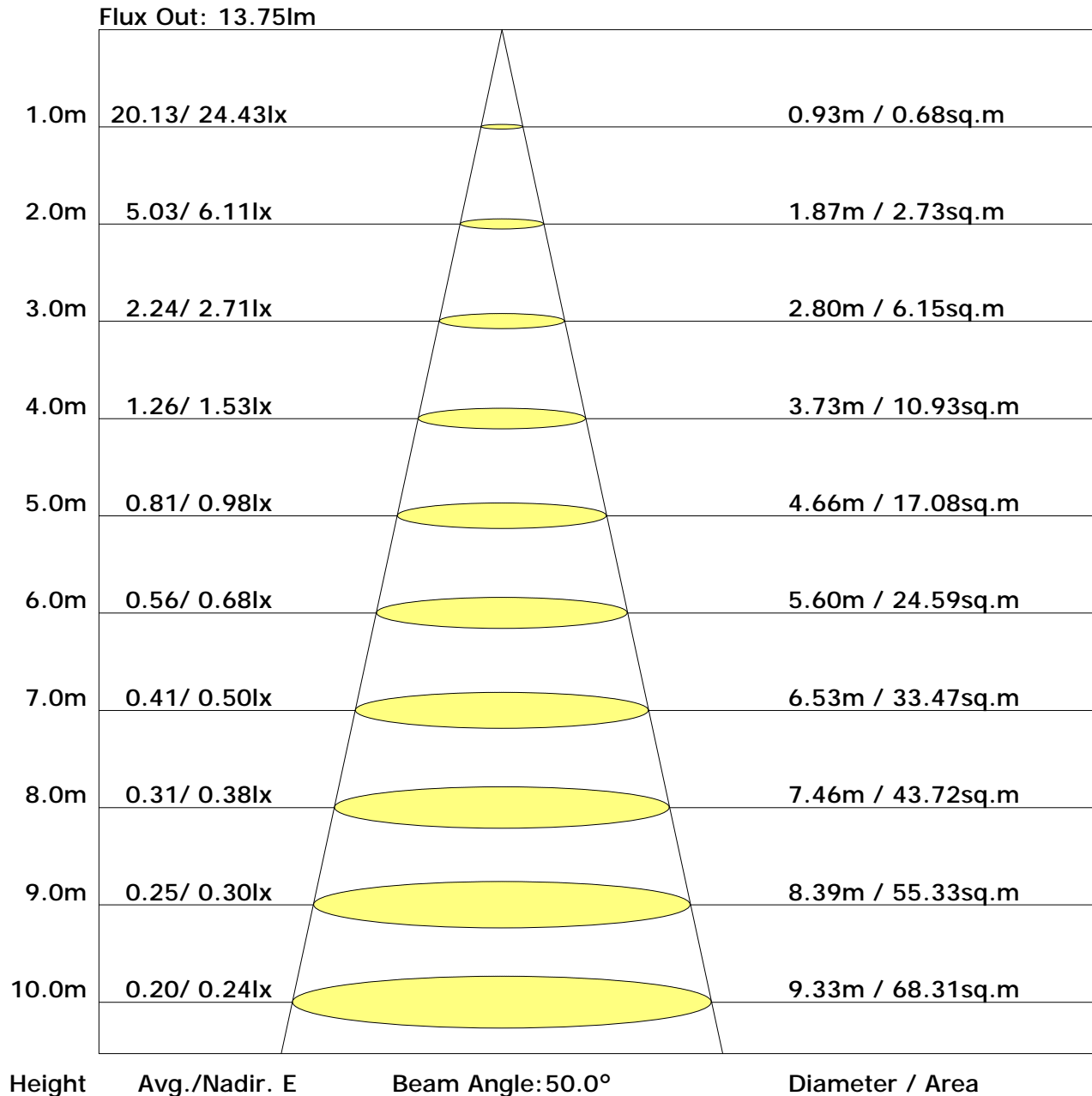
C Plane (°):0.0-360.0: 30.0
Test Lab:
Test Type: TYPE C
Temperature: 25
Operator: Jacky

Gamma Plane (°):0.0-180.0:1.0
Test Device: GPM-1800B
Distance: 9.028 m
Humidity: 60%
Inspector:

Gamma Plane (°):0.0-180.0:1.0
Test Device: GPM-1800B
Distance: 9.028 m
Humidity: 60%
Inspector:



The Average Illuminance Effective Figure



C Plane (°):0.0-360.0: 30.0
Test Lab:
Test Type: TYPE C
Temperature: 25
Operator: Jacky

Gamma Plane (°):0.0-180.0: 1.0
Test Device: GPM-1800B
Distance: 9.028 m
Humidity: 60%
Inspector:

UGR Table

Reflectance:										
Ceiling (cavity)	0.7	0.7	0.5	0.5	0.3	0.7	0.7	0.5	0.5	0.3
Wall	0.5	0.3	0.5	0.3	0.3	0.5	0.3	0.5	0.3	0.3
Reference plane	0.2	0.2	0.2	0.2	0.2	0.2	0.2	0.2	0.2	0.2
Room dimensions	Viewed crosswise					Viewed endwise				
X=2H Y=2H	18.1	19.5	18.8	20.2	20.9	18.3	19.7	19.0	20.4	21.1
3H	20.2	21.4	20.8	22.1	22.9	20.6	21.8	21.3	22.5	23.3
4H	21.0	22.2	21.7	22.9	23.7	21.7	22.8	22.4	23.5	24.4
6H	21.7	22.8	22.4	23.5	24.3	22.7	23.8	23.4	24.5	25.3
8H	21.9	23.0	22.7	23.7	24.6	23.1	24.2	23.9	24.9	25.8
12H	22.1	23.1	22.9	23.9	24.8	23.6	24.6	24.3	25.3	26.2
X=4H Y=2H	18.8	19.9	19.5	20.6	21.5	18.9	20.1	19.6	20.8	21.6
3H	21.0	22.0	21.7	22.7	23.6	21.5	22.5	22.2	23.2	24.1
4H	21.9	22.9	22.7	23.6	24.5	22.7	23.7	23.4	24.4	25.3
6H	22.8	23.6	23.5	24.4	25.3	23.9	24.7	24.6	25.5	26.4
8H	23.1	23.9	23.9	24.7	25.6	24.5	25.3	25.2	26.0	26.9
12H	23.4	24.1	24.2	24.9	25.8	25.0	25.7	25.8	26.5	27.4
X=8H Y=4H	22.4	23.2	23.2	24.0	24.9	23.1	23.9	23.8	24.6	25.5
6H	23.5	24.1	24.2	24.9	25.8	24.5	25.2	25.3	26.0	26.9
8H	23.9	24.5	24.7	25.3	26.2	25.2	25.8	26.0	26.6	27.6
12H	24.3	24.9	25.1	25.7	26.6	26.0	26.5	26.7	27.3	28.3
X=12H Y=4H	22.6	23.3	23.3	24.1	25.0	23.1	23.9	23.9	24.6	25.6
6H	23.7	24.3	24.5	25.1	26.0	24.6	25.2	25.4	26.0	27.0
8H	24.2	24.8	25.0	25.5	26.5	25.4	26.0	26.2	26.8	27.7

Calculate in accordance with CIE 190:2010

C Plane (°):0.0-360.0: 30.0
Test Lab:
Test Type: TYPE C
Temperature: 25
Operator: Jacky

Gamma Plane (°):0.0-180.0:1.0
Test Device: GPM-1800B
Distance: 9.028 m
Humidity: 60%
Inspector:

Utilisation Factor Table(Floor cavity)

Utilisation Factors UF(F)			SHR NOM = 1.50									
Room Reflectance			Room Index(RI)									
Ceiling	Wall	Floor	0.75	1.00	1.25	1.50	2.00	2.50	3.00	4.00	5.00	
0.70	0.50	0.20	0.48	0.55	0.62	0.67	0.74	0.79	0.83	0.88	0.91	
	0.30		0.40	0.47	0.54	0.59	0.67	0.73	0.77	0.83	0.87	
	0.20		0.34	0.41	0.48	0.53	0.61	0.67	0.71	0.78	0.82	
0.50	0.50	0.20	0.44	0.51	0.57	0.61	0.68	0.72	0.75	0.80	0.83	
	0.30		0.37	0.44	0.50	0.55	0.62	0.67	0.70	0.76	0.79	
	0.20		0.32	0.39	0.45	0.50	0.57	0.62	0.66	0.72	0.76	
0.30	0.50	0.20	0.41	0.46	0.52	0.56	0.62	0.66	0.69	0.73	0.75	
	0.30		0.35	0.41	0.47	0.51	0.57	0.61	0.65	0.69	0.72	
	0.20		0.30	0.36	0.42	0.46	0.53	0.58	0.61	0.66	0.70	
0.00	0.00	0.00	0.26	0.31	0.36	0.40	0.46	0.50	0.53	0.57	0.60	
Rating: 4W Photometrically tested without ceiling board. Multiply UF values by service correction factors Calculate in accordance with CIBSE Technical Memorandum NO.5 1980												

Utilisation Factor Table(Wall)

Utilisation Factors UF(W)			SHR NOM = 1.50									
Room Reflectance			Room Index(RI)									
Ceiling	Wall	Floor	0.75	1.00	1.25	1.50	2.00	2.50	3.00	4.00	5.00	
0.70	0.50	0.20	1.01	0.88	0.77	0.68	0.56	0.48	0.42	0.34	0.28	
	0.30		0.85	0.75	0.67	0.60	0.51	0.44	0.39	0.32	0.27	
	0.20		0.73	0.66	0.59	0.54	0.46	0.41	0.36	0.30	0.26	
0.50	0.50	0.20	0.93	0.81	0.70	0.63	0.52	0.47	0.39	0.31	0.26	
	0.30		0.79	0.70	0.62	0.56	0.47	0.41	0.36	0.30	0.25	
	0.20		0.69	0.62	0.56	0.51	0.44	0.38	0.34	0.28	0.24	
0.30	0.50	0.20	0.86	0.75	0.65	0.58	0.48	0.41	0.36	0.29	0.24	
	0.30		0.74	0.66	0.58	0.52	0.44	0.38	0.34	0.28	0.24	
	0.20		0.65	0.59	0.52	0.48	0.41	0.36	0.32	0.26	0.23	
0.00	0.00	0.00	0.52	0.47	0.42	0.38	0.33	0.29	0.26	0.21	0.18	
Rating: 4W Photometrically tested without ceiling board. Multiply UF values by service correction factors Calculate in accordance with CIBSE Technical Memorandum NO.5 1980												

Utilisation Factor Table(Ceiling cavity)

Utilisation Factors UF(C)			SHR NOM = 1.50									
Room Reflectance			Room Index(RI)									
Ceiling	Wall	Floor	0.75	1.00	1.25	1.50	2.00	2.50	3.00	4.00	5.00	
0.70	0.50	0.20	0.38	0.39	0.40	0.41	0.41	0.42	0.42	0.43	0.43	
	0.30		0.31	0.32	0.33	0.34	0.36	0.37	0.38	0.39	0.40	
	0.20		0.26	0.27	0.28	0.29	0.31	0.32	0.34	0.35	0.36	
0.50	0.50	0.20	0.36	0.38	0.38	0.39	0.40	0.40	0.41	0.41	0.41	
	0.30		0.30	0.31	0.33	0.33	0.35	0.36	0.36	0.37	0.38	
	0.20		0.25	0.27	0.28	0.29	0.30	0.32	0.33	0.34	0.35	
0.30	0.50	0.20	0.35	0.36	0.37	0.38	0.38	0.39	0.39	0.39	0.39	
	0.30		0.30	0.31	0.32	0.33	0.34	0.35	0.35	0.36	0.37	
	0.20		0.25	0.26	0.27	0.28	0.30	0.31	0.32	0.33	0.34	
0.00	0.00	0.00	0.22	0.22	0.22	0.22	0.22	0.22	0.22	0.22	0.22	
Rating: 4W Photometrically tested without ceiling board. Multiply UF values by service correction factors Calculate in accordance with CIBSE Technical Memorandum NO.5 1980												

Zonal Lumen

Gamma [°]	I _{mean} [cd]	Zonal Flux [lm]	Sum Zonal Flux [lm]	Rel Zonal Flux [%]	Sum Rel Zonal Flux [%]
0.0-1.0	24.4	0.0	0.0	0.02	0.02
1.0-2.0	24.4	0.1	0.1	0.06	0.08
2.0-3.0	24.4	0.1	0.2	0.10	0.17
3.0-4.0	24.4	0.2	0.4	0.13	0.30
4.0-5.0	24.3	0.2	0.6	0.17	0.47
5.0-6.0	24.3	0.3	0.8	0.21	0.68
6.0-7.0	24.3	0.3	1.1	0.25	0.93
7.0-8.0	24.2	0.3	1.5	0.28	1.21
8.0-9.0	24.2	0.4	1.9	0.32	1.53
9.0-10.0	24.1	0.4	2.3	0.36	1.88
10.0-11.0	24.0	0.5	2.8	0.39	2.28
11.0-12.0	24.0	0.5	3.3	0.43	2.70
12.0-13.0	23.9	0.6	3.9	0.46	3.16
13.0-14.0	23.8	0.6	4.5	0.50	3.66
14.0-15.0	23.7	0.7	5.1	0.53	4.19
15.0-16.0	23.6	0.7	5.8	0.56	4.75
16.0-17.0	23.5	0.7	6.6	0.60	5.35
17.0-18.0	23.4	0.8	7.3	0.63	5.98
18.0-19.0	23.3	0.8	8.1	0.66	6.63
19.0-20.0	23.1	0.8	9.0	0.69	7.32
20.0-21.0	23.0	0.9	9.9	0.72	8.04
21.0-22.0	22.9	0.9	10.8	0.75	8.79
22.0-23.0	22.7	1.0	11.7	0.78	9.57
23.0-24.0	22.6	1.0	12.7	0.80	10.37
24.0-25.0	22.4	1.0	13.8	0.83	11.20
25.0-26.0	22.2	1.1	14.8	0.86	12.06
26.0-27.0	22.1	1.1	15.9	0.88	12.94
27.0-28.0	21.9	1.1	17.0	0.90	13.84
28.0-29.0	21.7	1.1	18.1	0.93	14.77
29.0-30.0	21.6	1.2	19.3	0.95	15.72
30.0-31.0	21.4	1.2	20.5	0.97	16.69
31.0-32.0	21.2	1.2	21.7	0.99	17.68
32.0-33.0	21.0	1.2	22.9	1.01	18.68
33.0-34.0	20.8	1.3	24.2	1.03	19.71
34.0-35.0	20.6	1.3	25.5	1.04	20.75
35.0-36.0	20.4	1.3	26.8	1.06	21.81

C Plane (°): 0.0-360.0: 30.0
 Test Lab:
 Test Type: TYPE C
 Temperature: 25
 Operator: Jacky

Gamma Plane (°): 0.0-180.0: 1.0
 Test Device: GPM-1800B
 Distance: 9.028 m
 Humidity: 60%
 Inspector:

Zonal Lumen (Continue 1)

Gamma [°]	I _{mean} [cd]	Zonal Flux [lm]	Sum Zonal Flux [lm]	Rel Zonal Flux [%]	Sum Rel Zonal Flux [%]
36.0-37.0	20.2	1.3	28.1	1.07	22.89
37.0-38.0	20.0	1.3	29.4	1.09	23.98
38.0-39.0	19.8	1.4	30.8	1.10	25.08
39.0-40.0	19.6	1.4	32.2	1.11	26.19
40.0-41.0	19.4	1.4	33.5	1.13	27.32
41.0-42.0	19.2	1.4	34.9	1.14	28.45
42.0-43.0	19.0	1.4	36.3	1.15	29.60
43.0-44.0	18.8	1.4	37.8	1.15	30.75
44.0-45.0	18.5	1.4	39.2	1.16	31.91
45.0-46.0	18.3	1.4	40.6	1.17	33.08
46.0-47.0	18.1	1.4	42.0	1.17	34.25
47.0-48.0	17.9	1.4	43.5	1.18	35.42
48.0-49.0	17.6	1.4	44.9	1.18	36.60
49.0-50.0	17.4	1.5	46.4	1.18	37.79
50.0-51.0	17.2	1.5	47.8	1.18	38.97
51.0-52.0	16.9	1.5	49.3	1.18	40.16
52.0-53.0	16.7	1.5	50.8	1.18	41.34
53.0-54.0	16.5	1.5	52.2	1.18	42.52
54.0-55.0	16.2	1.4	53.7	1.18	43.70
55.0-56.0	16.0	1.4	55.1	1.18	44.88
56.0-57.0	15.8	1.4	56.5	1.17	46.05
57.0-58.0	15.5	1.4	58.0	1.17	47.22
58.0-59.0	15.3	1.4	59.4	1.16	48.39
59.0-60.0	15.0	1.4	60.8	1.16	49.54
60.0-61.0	14.8	1.4	62.2	1.15	50.69
61.0-62.0	14.5	1.4	63.6	1.14	51.83
62.0-63.0	14.3	1.4	65.0	1.13	52.97
63.0-64.0	14.1	1.4	66.4	1.12	54.09
64.0-65.0	13.8	1.4	67.8	1.11	55.20
65.0-66.0	13.6	1.4	69.1	1.10	56.31
66.0-67.0	13.3	1.3	70.5	1.09	57.40
67.0-68.0	13.1	1.3	71.8	1.08	58.48
68.0-69.0	12.8	1.3	73.1	1.07	59.54
69.0-70.0	12.6	1.3	74.4	1.05	60.60
70.0-71.0	12.3	1.3	75.7	1.04	61.64
71.0-72.0	12.1	1.3	76.9	1.02	62.66

C Plane (°): 0.0-360.0: 30.0
Test Lab:
Test Type: TYPE C
Temperature: 25
Operator: Jacky

Gamma Plane (°): 0.0-180.0: 1.0
Test Device: GPM-1800B
Distance: 9.028 m
Humidity: 60%
Inspector:

Zonal Lumen (Continue 2)

Gamma [°]	I _{mean} [cd]	Zonal Flux [lm]	Sum Zonal Flux [lm]	Rel Zonal Flux [%]	Sum Rel Zonal Flux [%]
72.0-73.0	11.9	1.2	78.2	1.01	63.67
73.0-74.0	11.6	1.2	79.4	1.00	64.66
74.0-75.0	11.4	1.2	80.6	0.98	65.64
75.0-76.0	11.1	1.2	81.8	0.96	66.61
76.0-77.0	10.9	1.2	82.9	0.95	67.55
77.0-78.0	10.6	1.1	84.1	0.93	68.48
78.0-79.0	10.4	1.1	85.2	0.91	69.39
79.0-80.0	10.2	1.1	86.3	0.90	70.29
80.0-81.0	10.0	1.1	87.4	0.88	71.17
81.0-82.0	9.7	1.1	88.4	0.86	72.02
82.0-83.0	9.5	1.0	89.5	0.84	72.87
83.0-84.0	9.3	1.0	90.5	0.82	73.69
84.0-85.0	9.1	1.0	91.5	0.81	74.50
85.0-86.0	8.8	1.0	92.4	0.79	75.28
86.0-87.0	8.6	0.9	93.4	0.77	76.05
87.0-88.0	8.4	0.9	94.3	0.75	76.80
88.0-89.0	8.2	0.9	95.2	0.74	77.54
89.0-90.0	8.1	0.9	96.1	0.72	78.26
90.0-91.0	7.9	0.9	96.9	0.71	78.97
91.0-92.0	7.7	0.8	97.8	0.69	79.66
92.0-93.0	7.6	0.8	98.6	0.68	80.33
93.0-94.0	7.5	0.8	99.4	0.67	81.00
94.0-95.0	7.3	0.8	100.2	0.65	81.65
95.0-96.0	7.2	0.8	101.0	0.64	82.29
96.0-97.0	7.0	0.8	101.8	0.63	82.91
97.0-98.0	6.9	0.8	102.5	0.61	83.53
98.0-99.0	6.8	0.7	103.3	0.60	84.13
99.0-100.0	6.6	0.7	104.0	0.58	84.71
100.0-101.0	6.5	0.7	104.7	0.57	85.28
101.0-102.0	6.4	0.7	105.4	0.56	85.84
102.0-103.0	6.2	0.7	106.1	0.54	86.38
103.0-104.0	6.1	0.7	106.7	0.53	86.92
104.0-105.0	6.0	0.6	107.3	0.52	87.44
105.0-106.0	5.9	0.6	108.0	0.51	87.95
106.0-107.0	5.8	0.6	108.6	0.50	88.44
107.0-108.0	5.7	0.6	109.2	0.48	88.92

C Plane (°): 0.0-360.0: 30.0
 Test Lab:
 Test Type: TYPE C
 Temperature: 25
 Operator: Jacky

Gamma Plane (°): 0.0-180.0: 1.0
 Test Device: GPM-1800B
 Distance: 9.028 m
 Humidity: 60%
 Inspector:

Zonal Lumen (Continue 3)

Gamma [°]	I _{mean} [cd]	Zonal Flux [lm]	Sum Zonal Flux [lm]	Rel Zonal Flux [%]	Sum Rel Zonal Flux [%]
108.0-109.0	5.6	0.6	109.8	0.47	89.40
109.0-110.0	5.5	0.6	110.3	0.46	89.86
110.0-111.0	5.4	0.6	110.9	0.45	90.31
111.0-112.0	5.3	0.5	111.4	0.44	90.74
112.0-113.0	5.2	0.5	111.9	0.43	91.17
113.0-114.0	5.1	0.5	112.4	0.41	91.58
114.0-115.0	5.0	0.5	112.9	0.40	91.99
115.0-116.0	4.9	0.5	113.4	0.39	92.38
116.0-117.0	4.8	0.5	113.9	0.38	92.76
117.0-118.0	4.7	0.5	114.3	0.37	93.13
118.0-119.0	4.6	0.4	114.8	0.36	93.49
119.0-120.0	4.5	0.4	115.2	0.35	93.84
120.0-121.0	4.4	0.4	115.6	0.34	94.18
121.0-122.0	4.3	0.4	116.0	0.33	94.50
122.0-123.0	4.2	0.4	116.4	0.32	94.82
123.0-124.0	4.1	0.4	116.8	0.30	95.12
124.0-125.0	4.0	0.4	117.1	0.29	95.42
125.0-126.0	3.9	0.3	117.5	0.28	95.70
126.0-127.0	3.8	0.3	117.8	0.27	95.98
127.0-128.0	3.7	0.3	118.2	0.26	96.24
128.0-129.0	3.6	0.3	118.5	0.25	96.49
129.0-130.0	3.6	0.3	118.8	0.24	96.74
130.0-131.0	3.5	0.3	119.1	0.24	96.97
131.0-132.0	3.4	0.3	119.3	0.23	97.20
132.0-133.0	3.3	0.3	119.6	0.22	97.41
133.0-134.0	3.2	0.3	119.8	0.20	97.62
134.0-135.0	3.0	0.2	120.1	0.19	97.81
135.0-136.0	2.9	0.2	120.3	0.18	98.00
136.0-137.0	2.8	0.2	120.5	0.17	98.17
137.0-138.0	2.7	0.2	120.7	0.16	98.33
138.0-139.0	2.6	0.2	120.9	0.15	98.48
139.0-140.0	2.5	0.2	121.1	0.14	98.63
140.0-141.0	2.3	0.2	121.2	0.13	98.76
141.0-142.0	2.2	0.1	121.4	0.12	98.88
142.0-143.0	2.1	0.1	121.5	0.11	98.99
143.0-144.0	2.0	0.1	121.7	0.11	99.10

C Plane (°):0.0-360.0: 30.0
Test Lab:
Test Type: TYPE C
Temperature: 25
Operator: Jacky

Gamma Plane (°):0.0-180.0:1.0
Test Device: GPM-1800B
Distance: 9.028 m
Humidity: 60%
Inspector:

Zonal Lumen (Continue 4)

Gamma [°]	I _{mean} [cd]	Zonal Flux [lm]	Sum Zonal Flux [lm]	Rel Zonal Flux [%]	Sum Rel Zonal Flux [%]
144.0-145.0	1.9	0.1	121.8	0.10	99.20
145.0-146.0	1.8	0.1	121.9	0.09	99.29
146.0-147.0	1.7	0.1	122.0	0.08	99.37
147.0-148.0	1.6	0.1	122.1	0.08	99.45
148.0-149.0	1.5	0.1	122.2	0.07	99.52
149.0-150.0	1.4	0.1	122.3	0.06	99.58
150.0-151.0	1.3	0.1	122.3	0.06	99.64
151.0-152.0	1.2	0.1	122.4	0.05	99.69
152.0-153.0	1.1	0.1	122.5	0.05	99.74
153.0-154.0	1.0	0.0	122.5	0.04	99.78
154.0-155.0	0.9	0.0	122.5	0.03	99.81
155.0-156.0	0.8	0.0	122.6	0.03	99.84
156.0-157.0	0.7	0.0	122.6	0.02	99.87
157.0-158.0	0.6	0.0	122.6	0.02	99.89
158.0-159.0	0.5	0.0	122.7	0.02	99.90
159.0-160.0	0.4	0.0	122.7	0.01	99.91
160.0-161.0	0.4	0.0	122.7	0.01	99.93
161.0-162.0	0.3	0.0	122.7	0.01	99.93
162.0-163.0	0.3	0.0	122.7	0.01	99.94
163.0-164.0	0.3	0.0	122.7	0.01	99.95
164.0-165.0	0.3	0.0	122.7	0.01	99.96
165.0-166.0	0.3	0.0	122.7	0.01	99.96
166.0-167.0	0.3	0.0	122.7	0.01	99.97
167.0-168.0	0.3	0.0	122.7	0.00	99.97
168.0-169.0	0.3	0.0	122.7	0.00	99.98
169.0-170.0	0.3	0.0	122.7	0.00	99.98
170.0-171.0	0.3	0.0	122.8	0.00	99.99
171.0-172.0	0.2	0.0	122.8	0.00	99.99
172.0-173.0	0.2	0.0	122.8	0.00	99.99
173.0-174.0	0.2	0.0	122.8	0.00	99.99
174.0-175.0	0.2	0.0	122.8	0.00	100.00
175.0-176.0	0.2	0.0	122.8	0.00	100.00
176.0-177.0	0.2	0.0	122.8	0.00	100.00
177.0-178.0	0.2	0.0	122.8	0.00	100.00
178.0-179.0	0.2	0.0	122.8	0.00	100.00
179.0-180.0	0.2	0.0	122.8	0.00	100.00

C Plane (°): 0.0-360.0: 30.0
 Test Lab:
 Test Type: TYPE C
 Temperature: 25
 Operator: Jacky

Gamma Plane (°): 0.0-180.0: 1.0
 Test Device: GPM-1800B
 Distance: 9.028 m
 Humidity: 60%
 Inspector: